

Protected

→ 83 112

- Double break switching
- Built-in screw connections
- Options for operation in stable positions
- Choice of actuators and mounting accessories



Main specifications

		Built-in screw connections 83 112 0
Function	Connections	
I (changeover)	W1	
Electrical characteristics		83 112 001
Rating nominal / 250 V AC (A)		5
Rating thermal / 250 V AC (A)		17.5
Mechanical characteristics		
Maximum operating force (N)		4
Min. Release force (N)		1
Tripping point (mm)		11.45 ^{+0.2 -0.25}
Min. overtravel (mm)		0.7
Mechanical life (operations)		10 ⁷
Max. permitted overtravel force (N)		20
Rest position max. (mm)		12.75
differential travel (mm)		0.5 ^{+0.2}
Ambient operating temperature (°C)		-40 → +85
Contact gap (mm)		0.4 x 2
Weight (g)		14.5

Additional specifications

Components

Material

- Case : polyamide UL94V2
- Contacts : nickel silver

Levers

- Mild steel (zinc)
- Roller : polyamide
- Adjusting screws : self-retaining
- Plates : iridescent passivated mild steel (zinc)

NB : Fixing holes for these microswitches have metal ferrules.

Product adaptations



- Special levers
- Reinforced spring
- Special contacts
- Approvals : UL - cUL

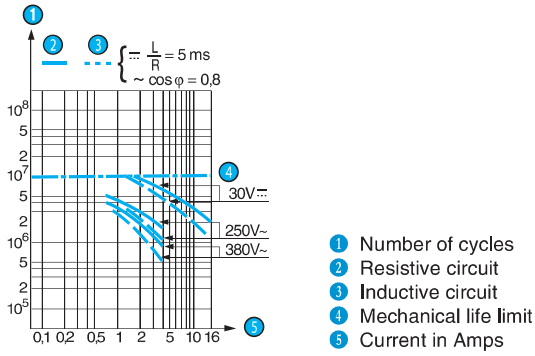
Principles

Double break changeover snap-action switch



Curves

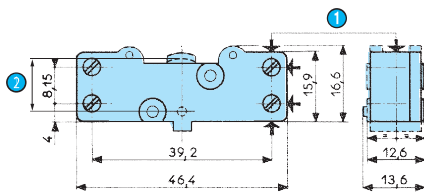
Operating curve for type 83 112 0



Dimensions

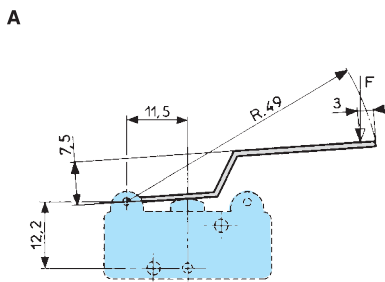
→ Product

83 112 0

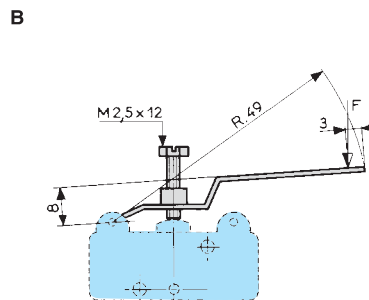


- 1 Connection
- 2 OL = 10.65

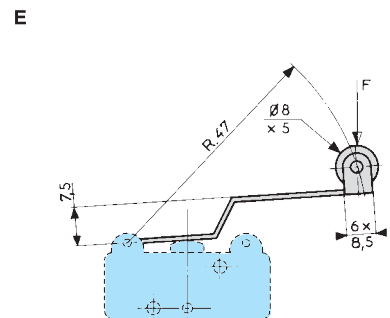
→ Actuators



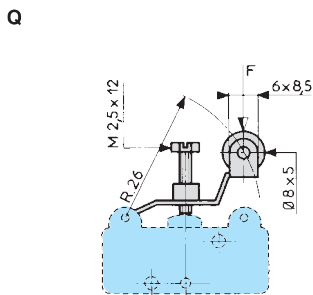
Lever cross-section 1 x 6.4 mm



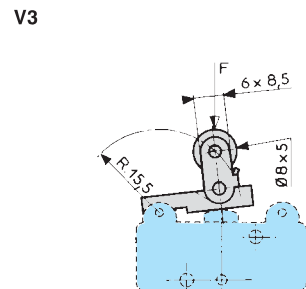
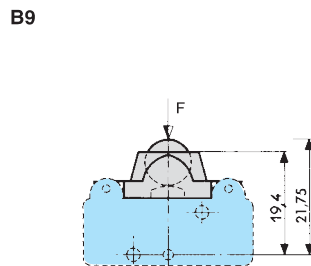
Lever cross-section 1 x 6.4 mm



Lever cross-section 1 x 6.4 mm



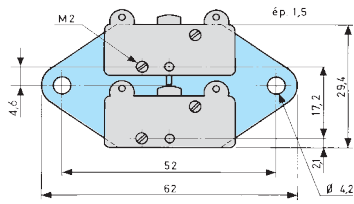
Lever cross-section 1 x 6.4 mm



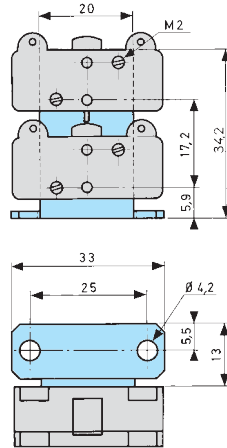
Lever cross-section 1 x 6.4 mm

→ Mounting accessories

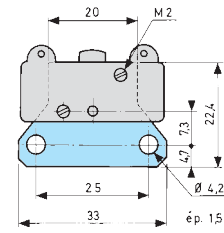
O2
2-pole side mounting plate



K2
2-pole vertical mounting plate









H
Horizontal single-pole mounting plate






Unless indicated, the thickness of plates is 1.5 mm

Actuators and mounting accessories

Actuators	70500888	70500828	70500813	70500840	70500870	70500170
	AR49	BR47	ER47	Q	V3 R15,5	B9
						
Operating force - max.	N	1,2	1,2	1,2	2,8	4
Release force - min.	N	0,25	0,25	0,2	0,45	0,8
Pre-travel - max.	mm	6,2	6,2	6,2	3,2	1,45
Differential travel	mm	2,1 ±0,0	2,1 ±0,0	2,1 ±0,0	1,05 ±0,4	0,5 ±0,2
Total travel max.	mm	7,5	8,4	7,5	4,5	1,9

Except where otherwise indicated, the flat and roller levers are mounted as shown in the dimensional drawings (mounted on the left)..

Mounting accessories	70500208	70500218	70500216
	H Horizontal single-pole mounting plate	O2 2-pole side mounting plate	K2 2-pole vertical mounting plate
			
Screws: Length	14.5	70599106	

Other information

Mounting - Operation

See basic technical concepts

To ensure protection against electric shock after installation in the application, please consult us when conductive parts are located less than 3mm from case/cover rear mating surfaces, opposite to button side.

Warning:

The product information contained in this catalogue is given purely as information and does not constitute a representation, warranty or any form of contractual commitment. Crouzet Automatismes SAS and its subsidiaries reserve the right to modify their products without notice. It is imperative that we should be consulted over any particular use or application of our products and it is the responsibility of the buyer to establish, particularly through all the appropriate tests, that the product is suitable for the use or application. Under no circumstances will our warranty apply, nor shall we be held responsible for any application (such as any modification, addition, deletion, use in conjunction with other electrical or electronic components, circuits or assemblies, or any other unsuitable material or substance) which has not been expressly agreed by us prior to the sale of our products.