

D.C. geared motors with brushes

→ 5 Nm 10 and 17 Watts

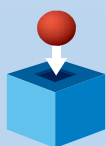
- A range of D.C. geared motors with solid metal gears. Mechanical rating of gearbox with output shaft stalled : 5 Nm.
- 10 and 17 Watt motor power.
- Available in either 12, 24 or 48 V D.C.
- Gearbox ratios options for 10.5 to 616 rpm.



Specifications

		17 Watts	17 Watts	10 Watts	10 Watts
Type		80 805 0	80 805 0	80 815 0	80 815 0
Voltage		12 V	24 V	12 V	24 V
Standard speed (rpm)		2600 rpm	2600 rpm	2600 rpm	2600 rpm
Output speed (rpm)	Ratios (i)				
616	4,22	●	●	●	●
385	6,75	●	●	●	●
339,5	7,66	●	●	●	●
212	12,25	●	●	●	●
170	15,31	●	●	●	●
106	24,5	●	●	●	●
68	38,28	●	●	●	●
53	49	●	●	●	●
42,5	61,25	●	●	●	●
21	122,5	●	●	●	●
10,5	245	●	●	●	●
General characteristics					
Motor		82 800 0	82 800 0	82 810 0	82 810 0
Gearbox		81 035 0	81 035 0	81 035 0	81 035 0
Maximum permitted torque from gearmotor under continuous conditions (N.m)		5	5	5	5
Axial load dynamic (daN)		6	6	6	6
Radial load dynamic (daN)		6	6	6	6
Max. output (W)		16,3	17	10,3	9,5
Nominal output (W)		15,7	15,6	9,4	8,7
Gearbox case temperature rise (°C)		44	40	45	46
Weight (g)		920	920	820	820

Product adaptations

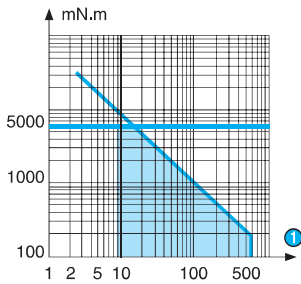


- Special supply voltages
- Special cable lengths
- Optional encoder
- Special connectors
- Special output shafts
- Special gearbox ratios
- Special gear wheel material
- Special output bearings
- Special mounting plate

Curves

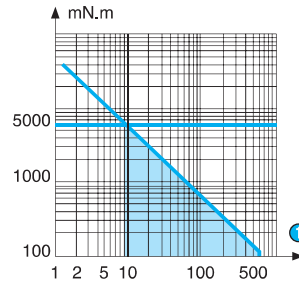
The shaded zone represents the operating range of the geared motor.
The horizontal line marks the maximum torque available in continuous duty cycle for a given life.
For higher torque ratings, service life will be reduced.

Nominal speed and torque curves 80 805 0



① RPM

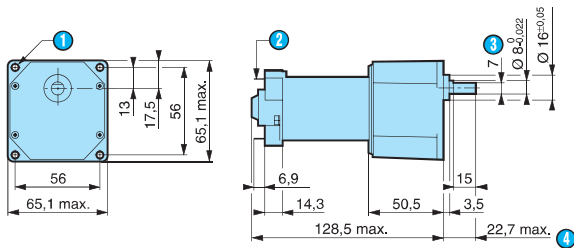
Nominal speed and torque curves 80 815 0



① RPM

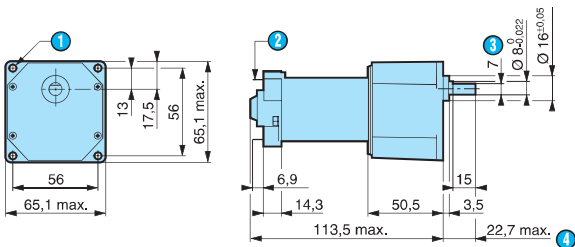
Dimensions

80 805 0



- ① 4 fixing holes Ø 4.2
- ② 2 tags IEC 760 series 4.8 x 0.5 mm
- ③ 7 mm ±0.1 across flats
- ④ (shaft pushed-in ←)

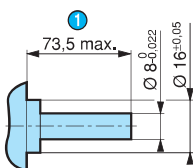
80 815 0



- ① 4 fixing holes Ø 4.2
- ② 2 tags IEC 760 series 4.8 x 0.5 mm
- ③ 7 mm ±0.1 across flats
- ④ (shaft pushed-in ←)

Options

Gearbox shaft 79 290 064



- ① (shaft pushed-in ←)