

D.C. direct drive brushed motors

→ Ø 63 mm 194 to 255 Watts

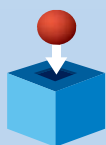
- A range of D.C. direct-drive brushed motors with a case diameter of 63 mm and between 194 and 255 Watts output power. Available in either 24 or 48V D.C. versions
- Ball bearings on output shaft
- Supply connection by 2 leads



Specifications

	194 Watts	255 Watts
Type	82 890 0	82 890 0
Voltage	24 V	48 V
Part numbers	82 890 001	82 890 002
No-load characteristics		
Speed of rotation (rpm)	3700	3750
Absorbed power (W)	10.8	9.6
Absorbed current (A)	0.45	0.2
Nominal characteristics		
Speed (rpm)	3200	3360
Torque (mN.m)	270	270
Usable power (W)	90	95
Absorbed power (W)	120	118
Absorbed current (A)	5.00	2.45
Gearbox case temperature rise (°C)	50	50
Efficiency (%)	75	80
General characteristics		
Insulation class (conforming to IEC 85)	F (155 °C)	F (155 °C)
Protection (IEC 529) Terminal	IP20	IP20
Max. output (W)	194	255
Start torque (mN.m)	2000	2600
Starting current (A)	34.1	21.7
Resistance (Ω)	0.7	2.2
Inductance (mH)	1.05	4.62
Torque constant (Nm/A)	0.059	0.12
Electrical time constant (ms)	1.5	2.1
Mechanical time constant (ms)	16	12
Thermal time constant (min)	41	36
Inertia (g.cm ²)	795	795
Weight (g)	1580	1580
No of segments	12	12
Service life (h)	5000	5000
Ball bearings	✓	✓
Wires length (mm)	200	200

Product adaptations

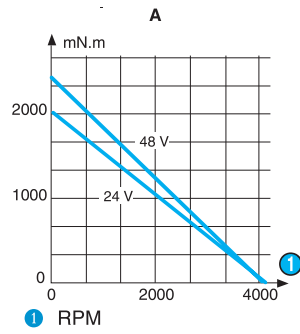


- Special output shafts
- Pinion or bush on output shaft
- Special supply voltages
- Special cable lengths
- Special output bearings
- Optional encoder
- Special mounting plate
- Customised electronics
- Special connectors

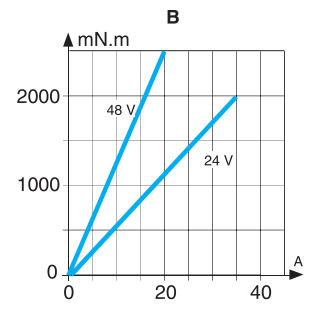
Curves

A - Torque/Speed curves
B - Torque/Current curves

82 890 0

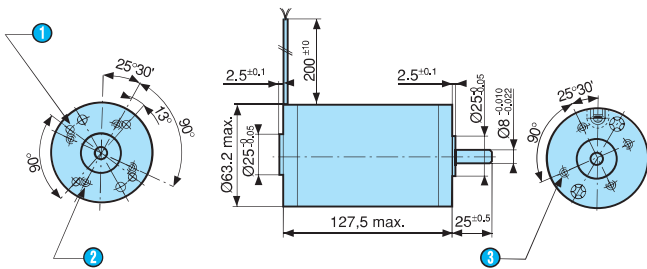


82 890 0



Dimensions

82 890 0



- 1 4 holes $\text{Ø} 3.65_{\pm 0.05}$ at 90° on $\text{Ø} 48$
- 2 4 holes M5 on $\text{Ø} 40$ depth 7 mm
- 3 4 holes M5 on $\text{Ø} 40$ depth 7 mm