

# Direct drive BRUSHLESS DC motors

## → 80 Watts

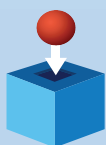
- Ideal for movement and positioning applications  
Adjustable : 4 quadrant variable speed control
- Complete : Brake, 2 channel encoder and integrated CEM filter
  - Compact : High efficiency and starting torque
  - Open : Compatible with Crouzet Millenium II+ logic controller
  - Flexible : 24 V supply allows battery operation



### Specifications

	80 Watts PWM control	80 Watts 0-10 V control
Speed control	PWM	0-10 V
<b>Part numbers</b>	<b>80 180 001</b>	<b>80 180 002</b>
Supply voltage (V)	24 (18 → 37)	24 (18 → 37)
<b>No-load characteristics</b>		
Speed of rotation (rpm)	4 200	4 200
Absorbed current (A)	0.4	0.4
<b>Nominal characteristics</b>		
Speed (rpm)	3 250	3 250
Torque (mN.m)	240	240
Absorbed current (A)	4.8	4.8
<b>Maximum characteristics</b>		
Start torque (mN.m)	300	300
Starting current (A)	6.0	6.0
<b>General characteristics</b>		
Insulation class (conforming to IEC 85)	B (120°C)	B (120°C)
Casing temperature rise at 40°C ambient max. (°C)	20	20
Thermal time constant (min)	15	15
Inertia (g.cm <sup>2</sup> )	105	105
Acoustic pressure at 50 cm (dBA)	50	50
Service life L10 (h)	20 000	20 000
<b>0-10 V speed input characteristics</b>		
Input impedance (kΩ)	-	440
Full scale speed (rpm)	-	4 200
<b>PWM speed input characteristics</b>		
Input impedance (kΩ)	19	-
Level 0 input voltage (V)	< 2.5	-
Level 1 input voltage (V)	> 11.5	-
Frequency range (Hz)	150 → 1000	-
Full scale speed (rpm)	4 200	-
<b>Output characteristics</b>		
Type of output	PNP	PNP
Max. current (mA)	50	50
Weight (g)	1 400	1 400

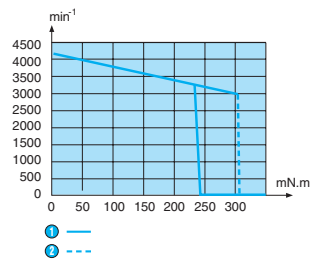
### Product adaptations



- 2 quadrant speed regulation,
- Motors with hall effect sensors only,
- Adaptations on electronics,
- Special cable lengths,
- Special connectors fitted to the cable.

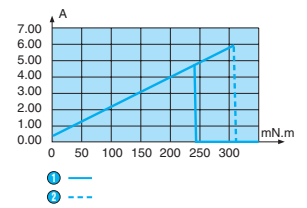
## Curves

Speed/torque



- ① Continuous operation
- ② Cyclic operation

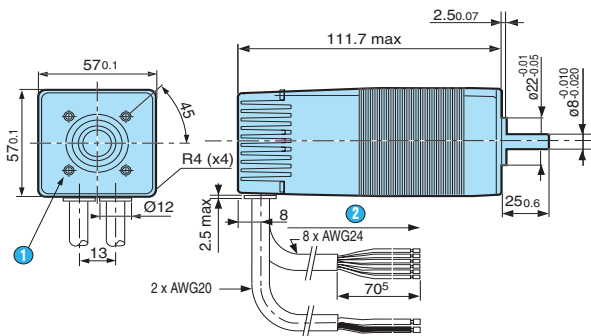
Current/torque



- ① Continuous operation
- ② Cyclic operation

## Dimensions

### Short version 80 180 0



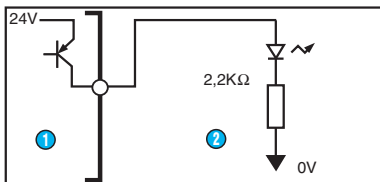
- ① 4 holes M5 x 0.86 H on Ø 40 depth 4.5 mm mini
- ② Cable length : 500 ± 15 mm

## Connections

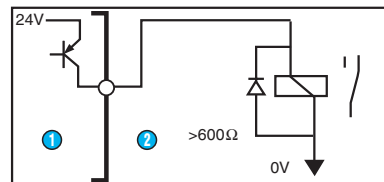
Marking on motor	Function	Wire colour	
*a	Power earth	Black (2nd harness)	1 power cable AWG20
*a	24 V power supply	Brown (2nd harness)	2 conductors UL2464
	Signal earth	Black	
	On/off input	Green	
	Direction input	Yellow	
	Speed setpoint	Orange	1 control cable AWG24
*b	12 points/rev encoder output	Brown	8 conductors UL2464
*b	Encoder direction output	Red	
	Torque limiting setpoint	Blue	
*b	Torque saturation output	Purple	

## Applications

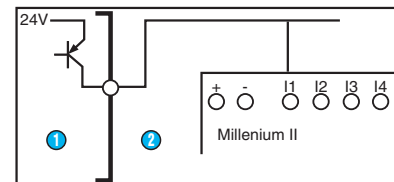
### Examples of encoder output, direction, torque limit cabling (brown - red - violet)



- ① Motor
- ② LED load



- ① Motor
- ② Relay load



- ① Motor
- ② Millenium II+

## User information

- \*a) Do not invert the polarities
- \*b) Do not short-circuit the encoder output (PNP)
- Do not use the motor as a generator