



D.C. direct drive motors

- Maximum usable power : from 1 to 3.9 W
- Sintered bronze bearings lubricated for life
- Terminal connections 2.8 mm
- Interference suppression as standard on standard products



Applications

- Printers
- Photocopiers
- Diaphragm pumps
- Detection systems
- Drives for rotary beacons

Made to order products, available on request

- other supply voltages
- motors with 2 ball bearings
- shaft lengths at front and/or rear
- connection by radial tags or leads
- specific interference suppression
- encoder : 5 or 12 pulses per revolution

Other information

Basic principles see page 1/4.
Encoder connections see page 1/41.

Types

	82 860 0	82 860 0	82 840 0	82 840 0
Nominal voltage	12 V	24 V	12 V	24 V
Part numbers	82 860 003	82 860 004	•	•

Standard characteristics

	rpm	5000	5000	5000	5000
Speed	rpm	5000	5000	5000	5000
Absorbed power	W	1.2	1.92	0.96	1.44
Absorbed current	A	0.1	0.08	0.08	0.06

Characteristics - nominal

	rpm	3700	3700	3700	3700
Speed	rpm	3700	3700	3700	3700
Torque	mN.m	7.7	7.7	2.2	2.2
Output power	W	3	3	0.9	0.9
Absorbed power	W	6.2	6	2.16	2.88
Absorbed current	A	0.43	0.26	0.18	0.11
Gearbox case temperature rise	°C	50	50	50	50
Efficiency	%	48	50	42	32

General characteristics

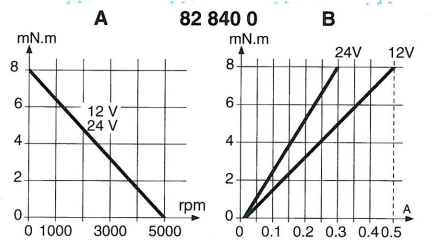
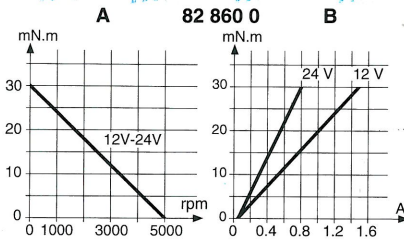
	B (130 °C)	B (130 °C)	B (130 °C)	B (130 °C)
Insulation class (conforming to IEC 85)	B (130 °C)	B (130 °C)	B (130 °C)	B (130 °C)
Degree of protection	IP40	IP40	IP40	IP40
Maximum usable power	W	3.9	3.9	1
Start torque	mN.m	30	30	8
Start current	A	1.5	0.76	0.50
Resistance	Ω	8	32	24
Resistance : inductive	mH	10	41.6	32
Torque constant	Nm/A	0.0214	0.0448	0.019
Electrical time constant	ms	1.3	1.3	1.35
Mechanical time constant	ms	36	36	46
Thermal time constant	min	8	8	7
Inertia	g.cm ²	19	19	9.5
Weight	g	96	95	68
No of segments		3	3	3
Life	h	3000	3000	3000
Sintered bronze bearings	yes	yes	yes	yes

Options: for standard products non stocked

With magnetic encoder 1 pulse/revolution depending on the codes	82 860 501	82 860 502	-	-
---	------------	------------	---	---

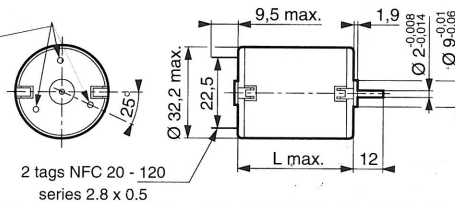
A- Nominal speed and torque curves

B- Torque/Current curves



Dimensions

3 holes at 120° on Ø26 mm : use self tapping screws M2.2 ; screw depth max 6 mm



Type	L max. (mm)
82 860 0	44.6
82 840 0	34.6

To order, specify :

Standard products

3

Part number

Example : D.C. direct drive motor - 82 860 003

Standard products, non stocked

1

Type

2

Voltage

4

Option

Example : D.C. direct drive motor with magnetic encoder 1 pulse per revolution : 12 V : 82 860 501