

# D.C. geared motors with brushes

→ 2 Nm 10 and 17 Watts

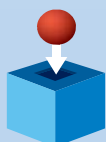
- A range of D.C. geared motors with solid metal gears. Mechanical rating of gearbox with output shaft stalled : 2 Nm.
- 10 and 17 Watt motor power.
- Available in either 12, 24 or 48 V D.C.
- Gearbox ratios options for 1 to 40 rpm.



## Specifications

		17 Watts	17 Watts	10 Watts	10 Watts
Type		80 804 0	80 804 0	80 814 0	80 814 0
Voltage		12 V	24 V	12 V	24 V
<b>Output speed (rpm)</b>	<b>Ratios (i)</b>				
40	65	●	●	●	●
24	325/3	80 804 006	80 804 009	●	●
16	162.5	●	●	●	●
8	325	80 804 007	80 804 010	●	●
4	650	80 804 008	80 804 011	●	●
1	2600	●	●	●	●
<b>General characteristics</b>					
Motor		82 800 0	82 800 0	82 810 0	82 810 0
Gearbox		81 044 0	81 044 0	81 044 0	81 044 0
Maximum permitted torque from gearmotor under continuous conditions for 1 millions turns Nm		2	2	2	2
Axial load dynamic (daN)		2	2	2	2
Radial load dynamic (daN)		2	2	2	2
Max. output (W)		16,3	17	10,3	9,5
Nominal output (W)		15,7	15,6	9,3	8,7
Gearbox case temperature rise (°C)		44	40	45	46
Weight (g)		670	670	570	570

## Product adaptations

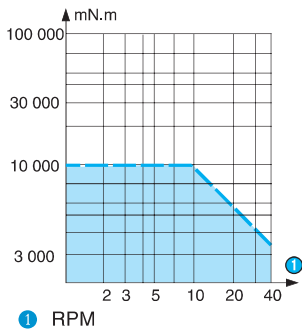


- Special supply voltages
- Special cable lengths
- Optional encoder
- Special connectors
- Special output shafts
- Special gearbox ratios
- Special gear wheel material
- Special output bearings
- Special mounting plate

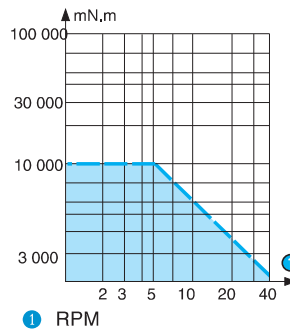
## Curves

The shaded zone represents the operating range of the geared motor.  
The horizontal line marks the maximum torque available in continuous duty cycle for a given life.  
For higher torque ratings, service life will be reduced.

Nominal speed and torque curves 80 804 0

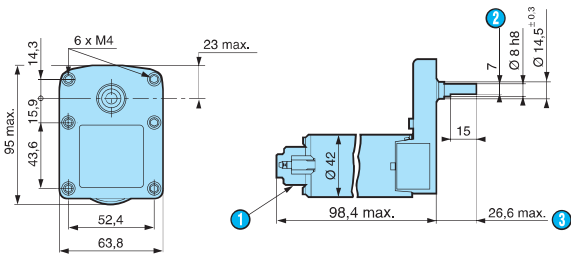


Nominal speed and torque curves 80 814 0



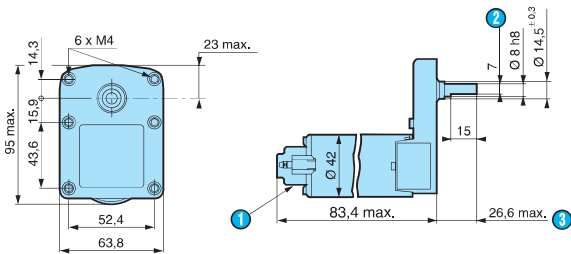
## Dimensions

### 80 804 0



- 1 2 tags IEC 760 series 4.8 x 0.5 mm
- 2 7 mm across flats
- 3 (shaft pushed-in ←)

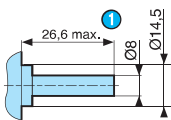
### 80 814 0



- 1 2 tags IEC 760 series 4.8 x 0.5 mm
- 2 7 mm across flats
- 3 (shaft pushed-in)

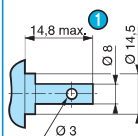
## Options

### Shaft 79 261 300



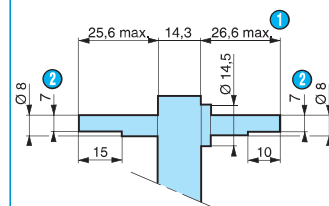
- 1 (shaft pushed-in ←)

### Shaft 79 261 309



- 1 (shaft pushed-in ←)

### Shaft 79 261 314



- 1 (shaft pushed-in ←)
- 2 7 across flat